

List of Products

M3, M3.5 meter Screw Type

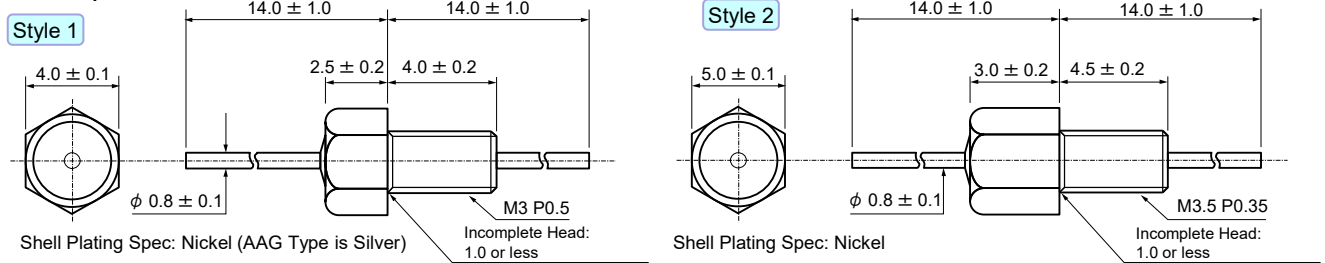
M3 Screw Type

Type	Capacitance	Capacitance Tolerance	Rated Voltage	Test Voltage	Rated Current	Temp. Characteristic	Working Temp. Range	Insertion Loss Graph No.	Style No.		
FTA302AC060KAAG-S	6pF	±10%	100Vdc	250Vdc	10Adc	CG (0±30ppm/°C)	-55~+125°C	1	Style1		
FTA302AR102S-S	1,000pF	+50, -20%				250Vdc		R (+15~-15%)		2	
FTA302AR472S-S	4,700pF							3			
FTA302AR103S-S	10,000pF							4			
FTA302EB100M-S	10pF	±20%	250Vdc	750Vdc		B (+10~-10%)	-25~+85°C	5		Style1	
FTA302EB220S-S	22pF	+50, -20%				750Vdc		D (+20~-30%)			6
FTA302EB470S-S	47pF							7			
FTA302ED101S-S	100pF							8			
FTA302EE471S-S	470pF	+100, -0%				750Vdc		E (+20~-55%)			9
FTA302EF102P-S	1,000pF							10			
FTA302EF202P-S	2,000pF							11			

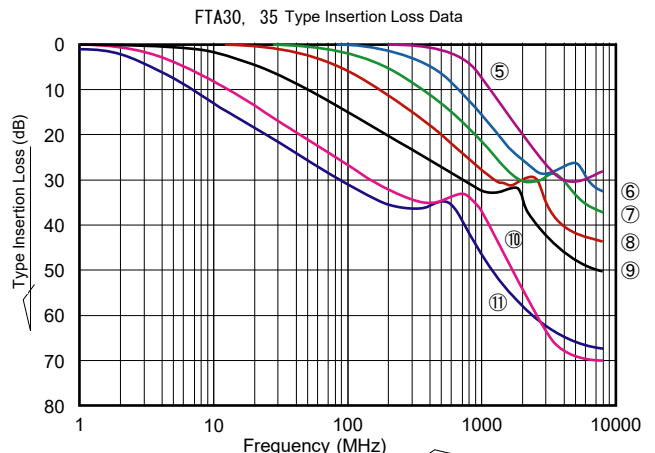
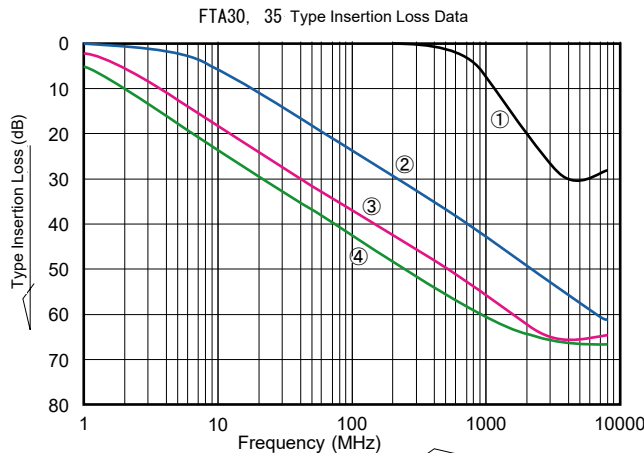
M3.5 Screw Type

Type	Capacitance	Capacitance Tolerance	Rated Voltage	Test Voltage	Rated Current	Temp. Characteristic	Working Temp. Range	Insertion Loss Graph No.	Style No.		
FTA352AR102S-S	1,000pF	+50, -20%	100Vdc	250Vdc	10Adc	R (+15~-15%)	-55~+125°C	2	Style2		
FTA352AR472S-S	4,700pF					3					
FTA352AR103S-S	10,000pF					4					
FTA352EB100M-S	10pF	±20%	250Vdc	750Vdc		B (+10~-10%)	-25~+85°C	5		Style2	
FTA352ED101S-S	100pF	+50, -20%				D (+20~-30%)		8			
FTA352EF102P-S	1,000pF	+100, -0%				750Vdc		F (+30~-80%)			10
FTA352EF202P-S	2,000pF							11			

Shape/Dimension



Insertion Loss (Reference)

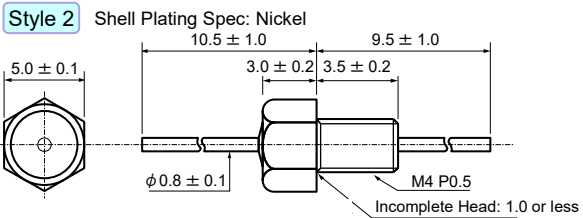
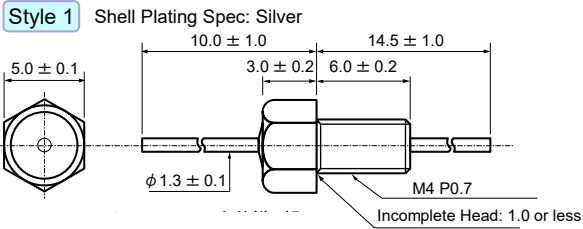


M4, M5 meter Screw Type

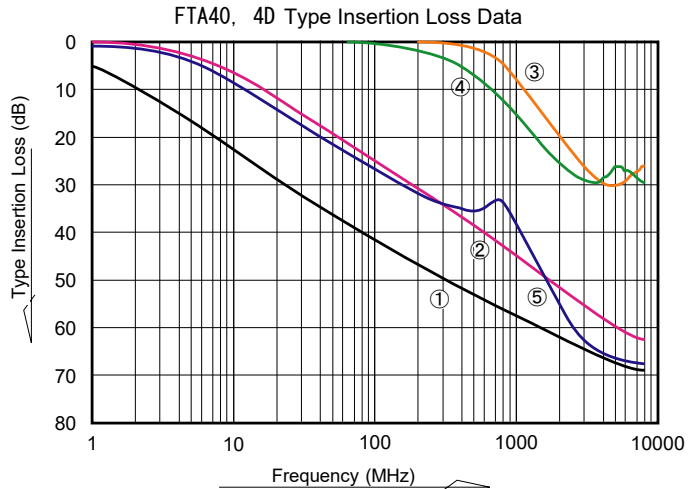
M4 Screw Type

Type	Capacitance	Capacitance Tolerance	Rated Voltage	Test Voltage	Rated Current	Temp. Characteristic	Working Temp. Range	Insertion Loss Graph No.	Style No.
FTA402DR103Z-S	10,000pF	+80, -20%	200Vdc	600Vdc	10A dc	R (+15~-15%)	-55~+125°C	1	Style1
FTA4D2AR102S-S	1,000pF	+50, -20%	100Vdc	250Vdc		R (+15~-15%)	-55~+125°C	2	Style2
FTA4D2EB100F-S	10pF	±1pF	250Vdc	750Vdc		B (+10~-10%)	-25~+85°C	3	
FTA4D2ESL220M-S	22pF	±20%				SL (+350~-1,000ppm/°C)		4	
FTA4D2EF102P-S	1,000pF	+100, -0%				F (+30~-80%)		5	

■ Shape/Dimension



■ Insertion Loss (Reference)

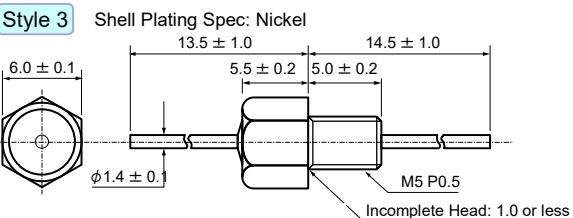
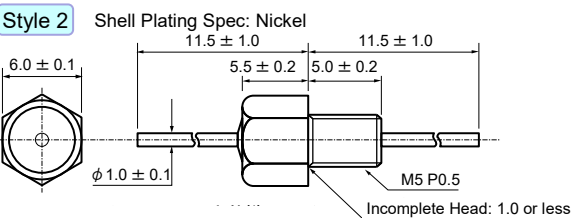
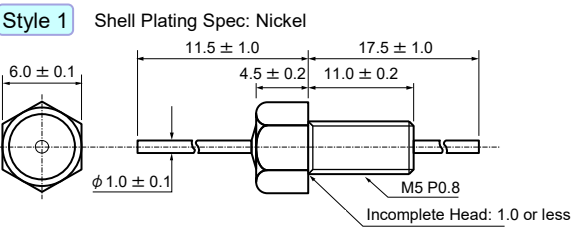


M5 Screw Type

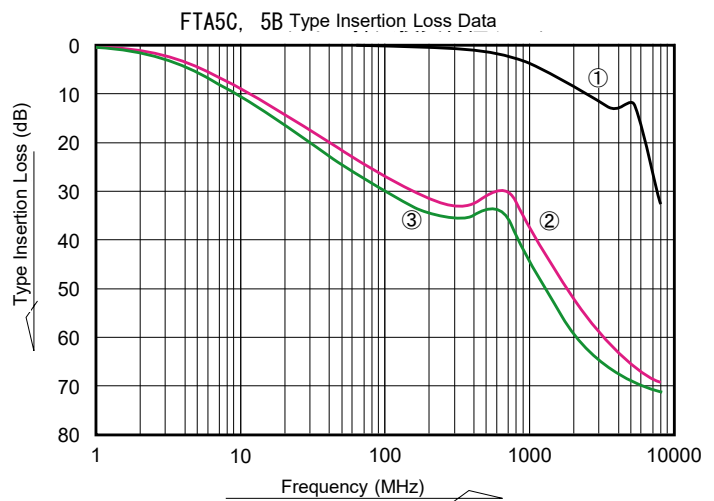
Type	Capacitance	Capacitance Tolerance	Rated Voltage	Test Voltage	Rated Current	Temp. Characteristic	Working Temp. Range	Insertion Loss Graph No.	Style No.
FTA5C2HD030F-S	3pF	±1pF	500Vdc	1,000Vdc	10A dc	D (+20~-30%)	-25~+85°C	1	Style1
FTA5C2HD102P-S	1,000pF	+100, -0%						2	
FTA5B2HD102P-S	1,000pF	+100, -0%	2	Style2					
FTA5D3DF252Z-S	2,500pF	+80, -20%	2,000Vdc	3,000Vdc	20A dc	F (+30~-80%)		3	Style3

※ FTA5C type can be used for explosion-proof specification.

■ Shape/Dimension



■ Insertion Loss (Reference)



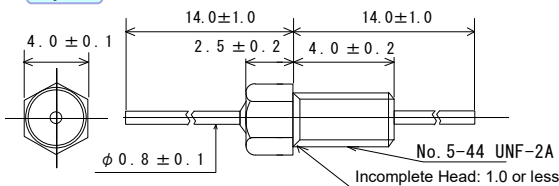
Inch Screw Type

No.5-44 UNF-2A Screw Type

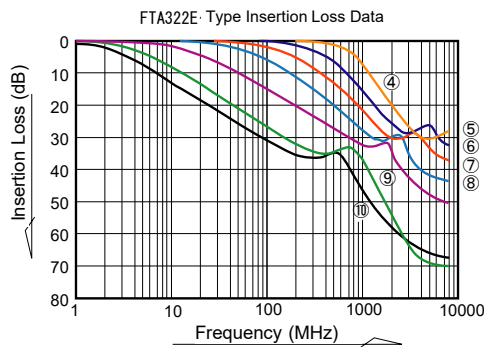
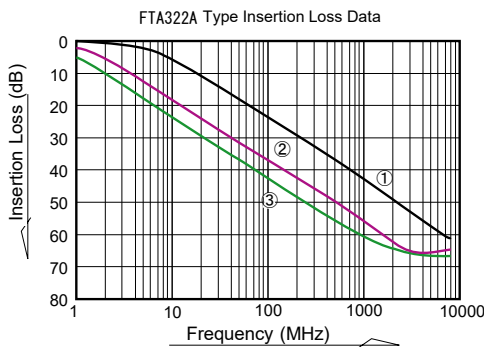
Type	Capacitance	Capacitance Tolerance	Rated Voltage	Test Voltage	Rated Current	Temp. Characteristic	Working Temp. Range	Insertion Loss Graph No.	Style No.
FTA322AR102S-S	1,000pF	+50, -20%	100Vdc	250Vdc	10Adc	R (+15~-15%)	-55~+125°C	1	Style1
FTA322AR472S-S	4,700pF							2	
FTA322AR103S-S	10,000pF							3	
FTA322EB100M-S	10pF	±20%	250Vdc	750Vdc		B (+10~-10%)	-25~+85°C	4	
FTA322EB220S-S	22pF							5	
FTA322EB470S-S	47pF							6	
FTA322ED101S-S	100pF					7			
FTA322EE471S-S	470pF					8			
FTA322EF102P-S	1,000pF	+100, -0%				F (+30~-80%)		9	
FTA322EF202P-S	2,000pF							10	

■ Shape/Dimension

Style 1 Shell Plating Spec: Nickel



■ Insertion Loss (Reference)

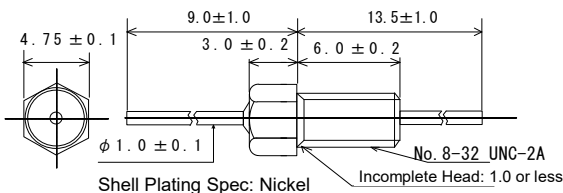


No.8-32 UNC-2A Screw Type

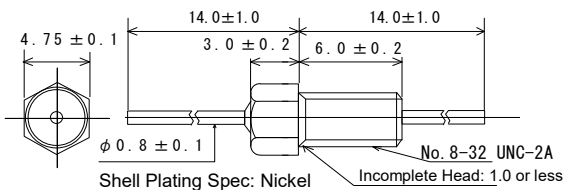
Type	Capacitance	Capacitance Tolerance	Rated Voltage	Test Voltage	Rated Current	Temp. Characteristic	Working Temp. Range	Insertion Loss Graph No.	Style No.
FTA412HR152S-S	1,500pF	+50, -20%	500Vdc	1,000Vdc	15Adc	R (+15~-15%)	-55~+125°C	1	Style1
FTA412DF103Z-S	10,000pF	+80, -20%	200Vdc	600Vdc	10Adc	F (+30~-80%)	-25~+85°C	2	Style2

■ Shape/Dimension

Style 1



Style 2



■ Insertion Loss (Reference)

