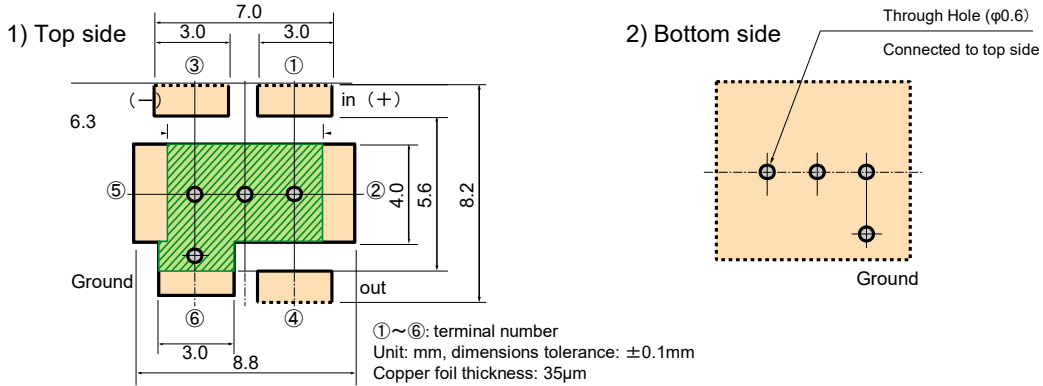


Handling Precautions

■ Soldering (for reflow soldering only)

1. Basic Design

Recommended P.C. Board pattern (Please use both side of P.C.B.) (Unit: mm)



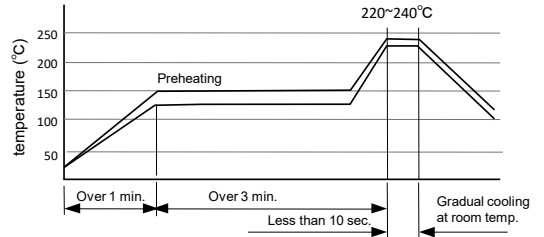
Notice for installation When mounting into the printed circuit board, pay attention to the following point.

1. Use all terminals to design a board and take a ground as large as possible (It may not be able to get full characteristics of the specification if a ground size is not enough).
2. Do not connect with other parts when the power supply ground (terminal no.3) and the circuit ground (terminal no. 2, 5,6) are wired.

2. General cautions for soldering (for reflow soldering only)

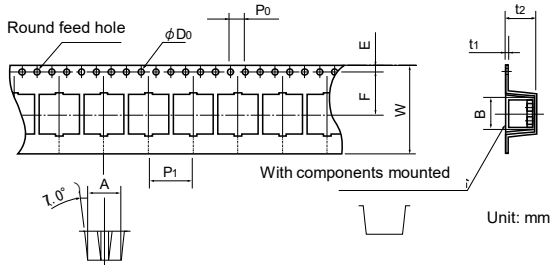
Please refer to the curves of temperature for soldering.
This component is lead-free soldering.

Recommended conditions for flow soldering

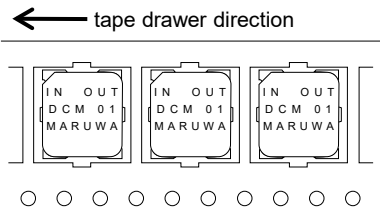


■ Taping

Taping specifications (tape materials: plastic) (Unit:mm)



Insert direction



Type	A	B	W	F	E	P1	P0	D0	t1	t2
DCM	8.7±0.1	8.7±0.1	24.0±0.3	11.5±0.1	1.75±0.1	12.0±0.1	4.0±0.1	Φ1.5+0.1,-0	0.6max.	8.0max.

■ Packing Quantity

Type	Package quantity
Taping	500pcs / reel