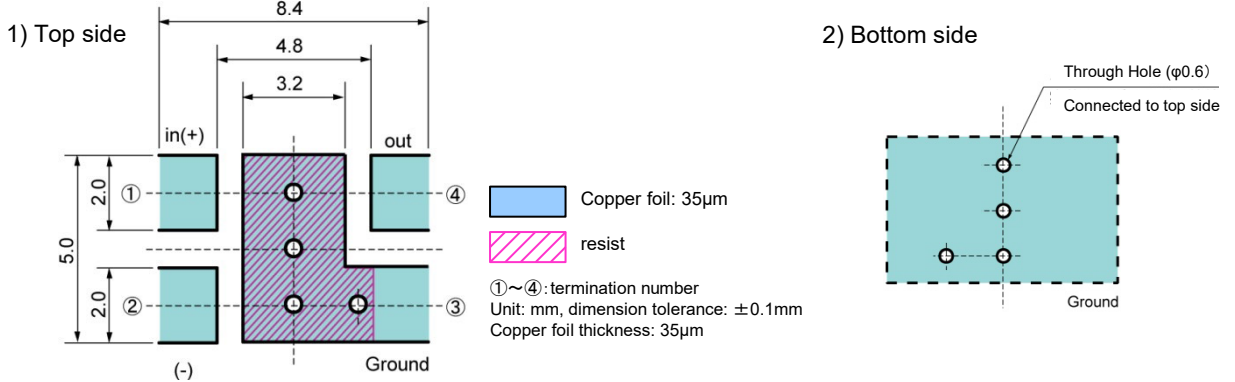


Handling Precautions

■ Soldering (for reflow soldering only)

1. Basic Design

Recommended P.C. Board pattern (Please use both side of P.C.B.)



Notice for installation When mounting into the printed circuit board, pay attention to the following point.

1. Use all terminals to design a board and take a ground as large as possible (It may not be able to get full characteristics of the specification if a ground size is not enough).
2. Please wire it so that a ground of circuit side (termination) is not connected to a ground of power side (termination) in other parts either.

2. General cautions for soldering

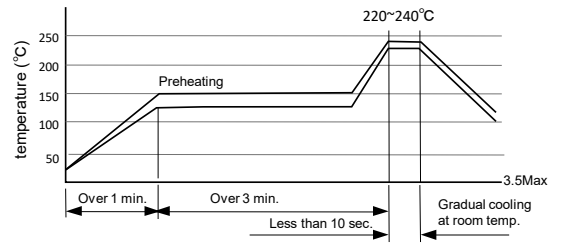
For soldering, please perform a temperature pattern of the right note forreference.

Please do not perform heating more than 240 degrees Celsius 10seconds.

I received the internal joining, but I melt, and such as a short circuit,opening, a gap of a case may occur.

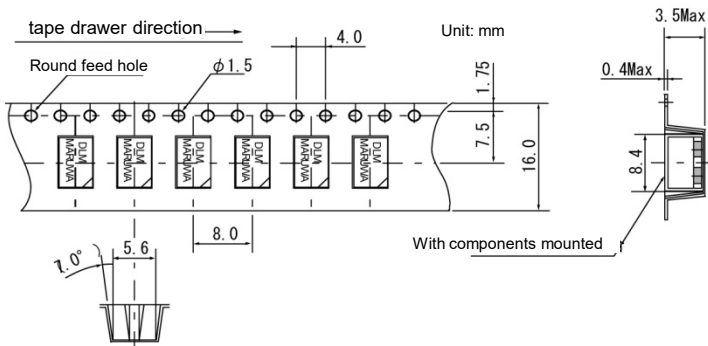
This part is the lead-free correspondence kind that I received.

Recommended conditions for reflow soldering



■ Taping

Taping specifications (tape materials: plastic)



■ Packing Quantity

| Type | Package quantity |
|--------|------------------|
| Taping | 1,000pcs / reel |