

Final Results of FY2022

May 9, 2023
MARUWA CO., LTD. (5344)

Disclaimer

This material is not aimed at recommending any investment.
There are forward-looking statements based on current assumptions.
Actual results may differ by changes of the environment.

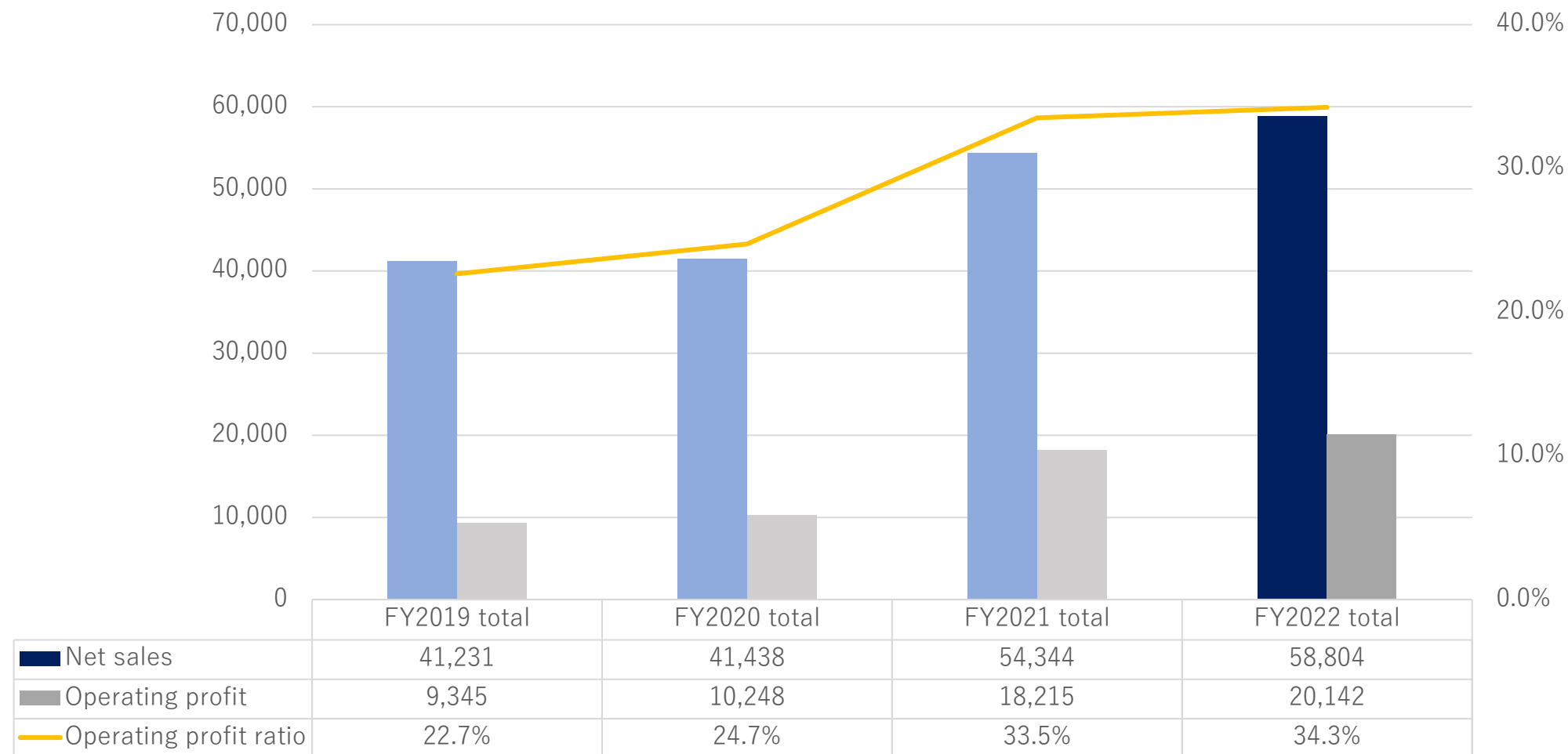
1. Overview

(Unit : Millions of YEN)

	FY2021 total	FY2022 total	YoY
Net sales	54,344	58,804	+ 8.2%
Operating profit	18,215	20,142	+ 10.6%
Ordinary profit	19,182	21,187	+ 10.5%
Profit attributable to owners of parent	13,350	15,020	+ 12.5%

2. Sales and Profit trend (consolidated)

(Unit : Millions of YEN)



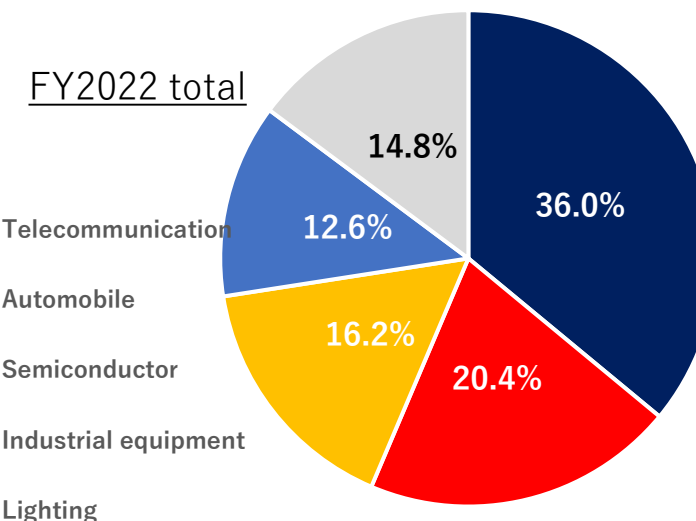
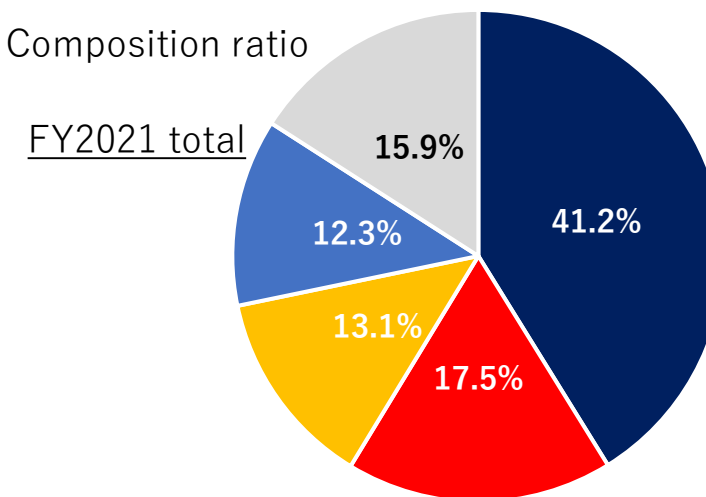
3. Sales breakdown by market

■ Sales by market

(Unit : Millions of YEN)

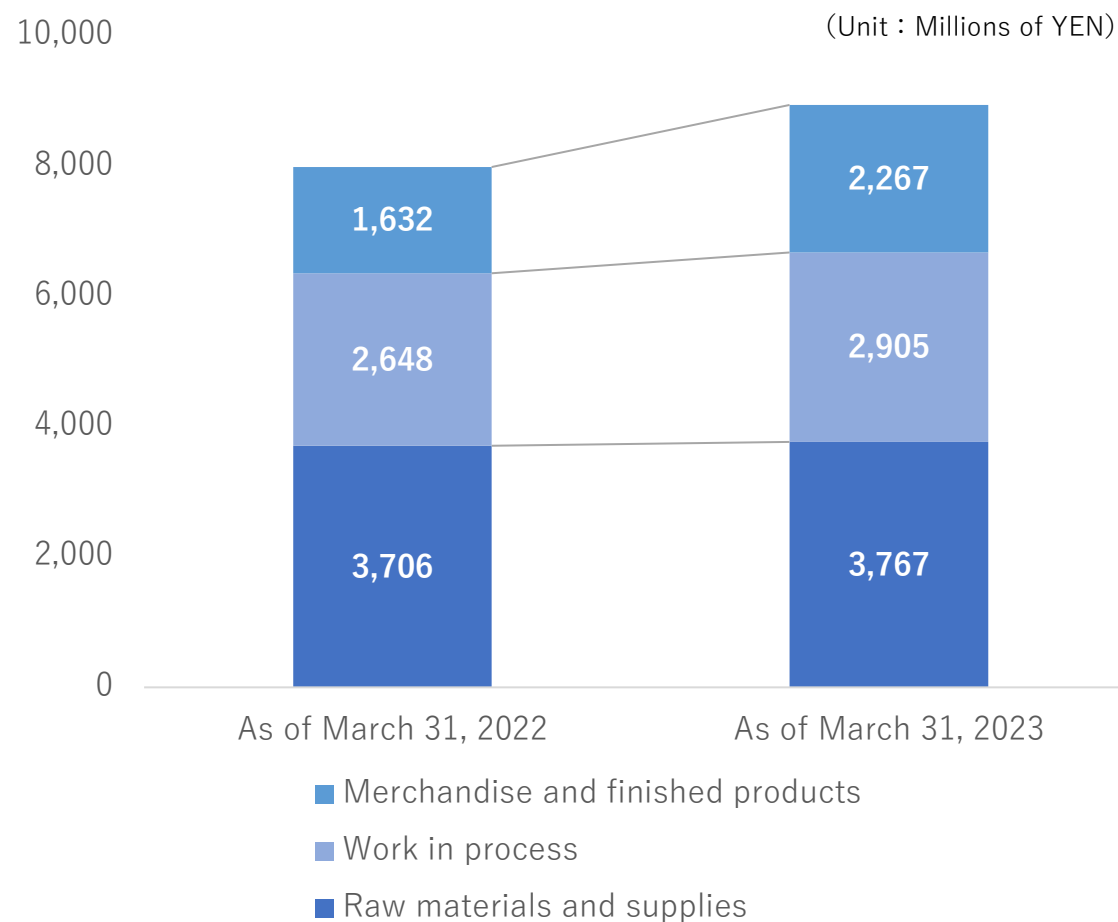
	FY2021 total	FY2022 total	YoY
Telecommunication	22,374	21,169	△5.4%
Automobile	9,522	11,994	+ 26.0%
Semiconductor	7,094	9,498	+ 33.9%
Industrial equipment	6,698	7,436	+ 11.0%
Lighting	8,653	8,706	+ 0.6%
Total	54,344	58,804	+ 8.2%

■ Composition ratio



4. Change of inventory value

【Inventory value】

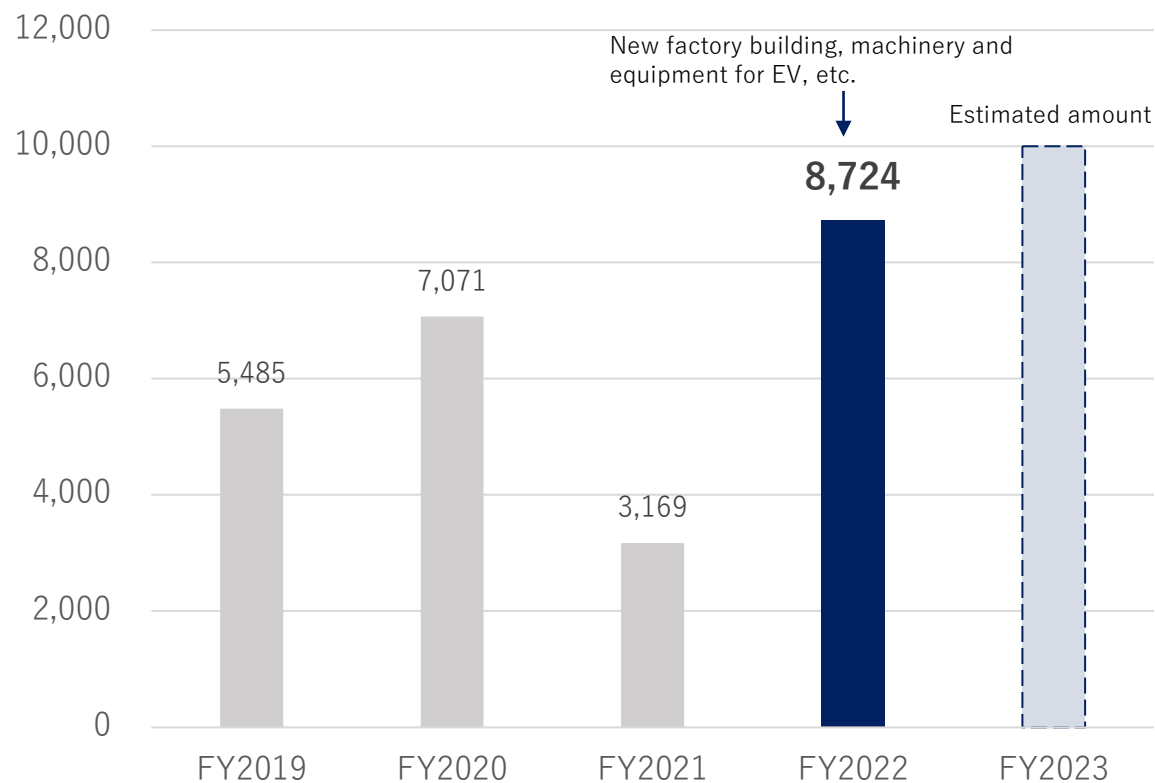


- Continue to store raw materials strategically
- Though increasing “Work in process” and “Merchandise and finished products”, this is due to the delay in shipment to telecommunication market.

5. Capital investment · R&D expenses

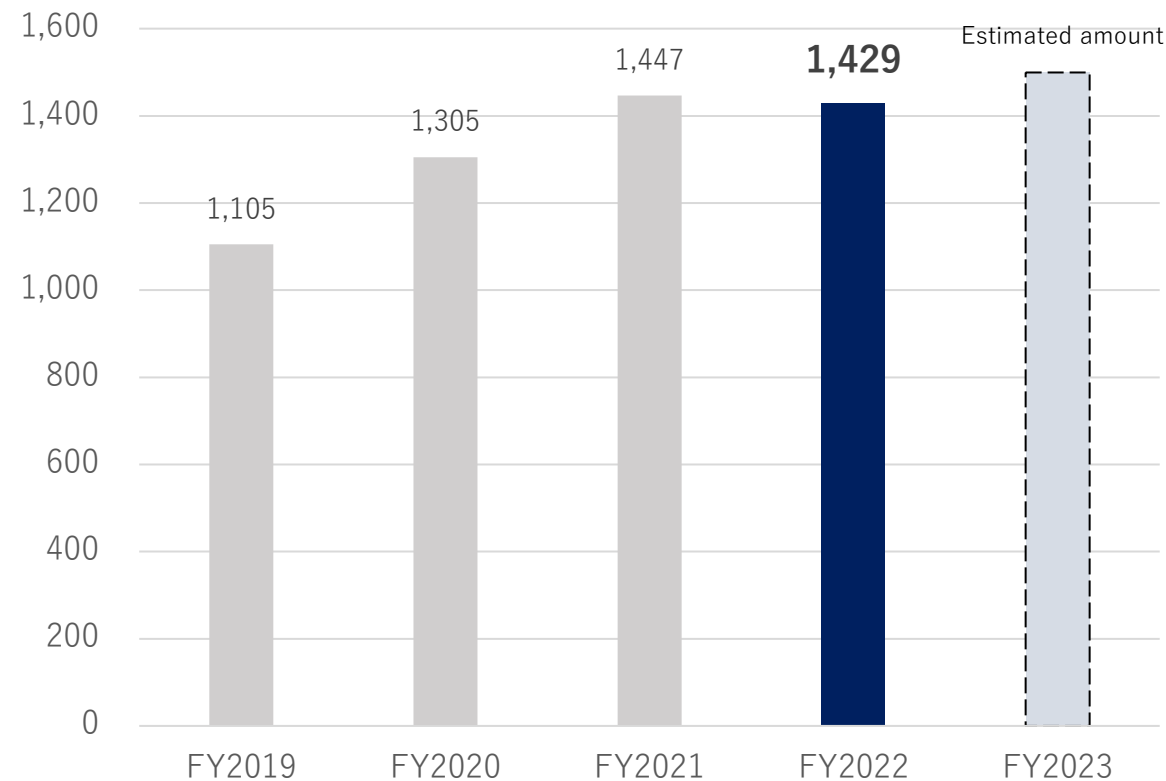
■ Capital investment

(Unit : Millions of YEN)



■ R&D expenses

(Unit : Millions of YEN)



6. Market environment

Market	Environment
Telecommunication	Order adjustments will continue through the first portion of FY2023 due to weak global market conditions.
Automobile	Orders for EV continue to be strong, and new factory building for EV is scheduled to start mass production from the second half of FY2023.
Semiconductor	Although the future is uncertain, there are no major changes in order trends. There is currently a large backlog of orders.

7. FY2023 year-end forecast

■ Second quarter(cumulative)

(Unit : Millions of YEN)

	FY2022 achievement	FY2023 forecast	YoY
Net sales	29,668	27,100	△8.7%
Operating profit	10,616	9,100	△14.3%

【Assumed exchange rate】

1USD = 130JPY

■ FY total

	FY2022 achievement	FY2023 forecast	YoY
Net sales	58,804	61,500	+ 4.6%
Operating profit	20,142	21,000	+ 4.3%

※Regarding “Ordinary income” and “Profit attributable to owners of parent”, they are expected to fluctuate mainly due to foreign exchange factors. Therefore, we have omitted to describe forecasts due to the uncertainty of exchange rate trends at this time.

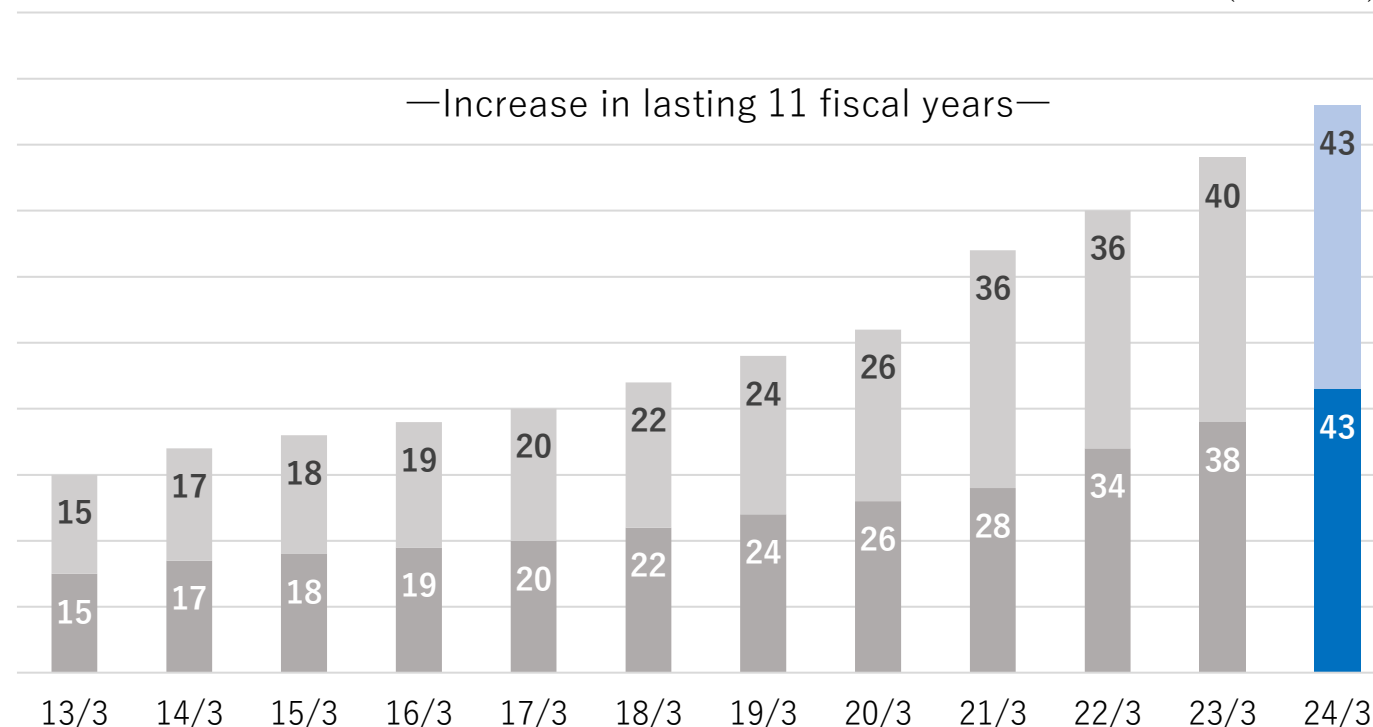
8. Dividend forecast

■ FY2023 dividend forecast

	Interim	Year-end	Annual
FY2022	38JPY	40JPY	78JPY
FY2023 (forecast)	43JPY	43JPY	86JPY

■ Dividend trend per stock

(Unit : YEN)



9. Progress of new plant and new buildings

1. New Seto plant

For telecommunication business
 (Start to operate in FY2023 · Mass production will be started in FY2024)



2. Toki plant new building①

For EV
 (Start to operate in first half of FY2023 · Mass production will be started in second half of FY2023)



3. Miharu plant new building

For semiconductor
 (Plan to start operation in FY2025)



4. Toki plant new building②

For EV
 (Plan to start construction in FY2023)

※The above illustrations are image ONLY.

※As of May 1st in 2023, New Seto plant(Hatanaka-town, Seto-city) is existed as “Seto plant” and old Seto plant name has been changed to Yamanota plant.

